


# Millboard Edging



## Weights and Measures

Dimensions (W x D x H)	50 x 3200 x 33mm
Weight Per Edging	2.9kg

The information in this document was correct at the time of going to print, due to our culture of continuous improvement we reserve the right to change the information at any time without prior notice should further tests reveal different results.

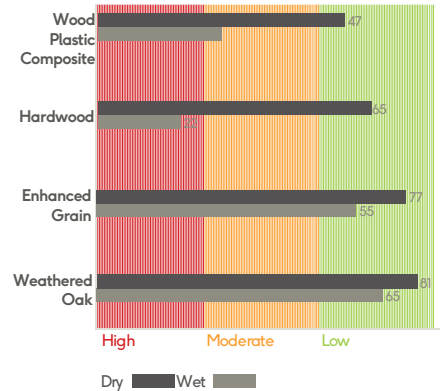


## Millboard Product Specification Guide Edging - Bullnose and Square

# Millboard Polyurethane Profile

Polyurethane Resin & Mineral Board (RMB)

## Pendulum Test Values



### Slip resistance

Millboard decking has been tested in accordance with: BS79.76 Pendulum Friction Test.

Minimum test result requirement for a low slip surface rate is 36+ (100 being perfect - 0 being the most slippery)

Public space often requires a rate of 45+ Lastane® covered very high Anti-Slip surface for safety in all 360° direction of travel.



### Dimensional stability

Very low expansion and contraction rate less than 0.01% or similar to concrete.

Expansion from dry air to saturated 0.01mm/m Co efficient of thermal expansion 0.01% non warping, twisting or buckling.



### Ultra Low Maintenance

Unlike traditional decking, Millboard requires no annual treating or restoring - virtually maintenance free



### UV & weathering stability

UV stability tested to BSENISO 4892.2 5000hours (10-20years) (Exceptional)

Weather ability: (freeze/thaw/warp/twist/camber) -20° to 70° Moat22 & EN 772-22 (Exceptional)



### High Strength

Tested in accordance with BS EN ISO 14125

Fibre reinforced - high strength - low weight (14Kg/board) 9.32 - 6.54Kn. (Line Load) Depending on board span.



### Resistant to Algae

Millboard decking contains nothing to assist in the growth of algae. Materials like wood or plastic which are protein based and are like food to algae. It is non porous so that dirt, drinks, food fats etc. won't be absorbed into the board.



### Environmentally friendly

Base material properties are excellent

Ozone Depletion Potential (ODP) = 0

Global Warming Potential (GWP) = 0

# Working specification for all decking boards

Polyurethane Resin & Mineral Board (RMB)

## Working specification for all decking boards

For all applications we recommend our boards are installed with a 4mm gap between the boards and a 2mm gap at butt ends, this is to facilitate drainage. The maximum unsupported overhang for the boards is 50mm, each cut board must be supported by a minimum of three joists. Each board must be screwed down with 2 x Durafix fixings where a board crosses a joists, 3 x Durafix fixings are recommended at the end of the boards.

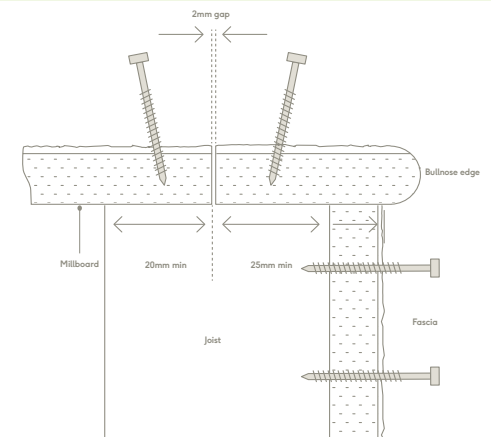
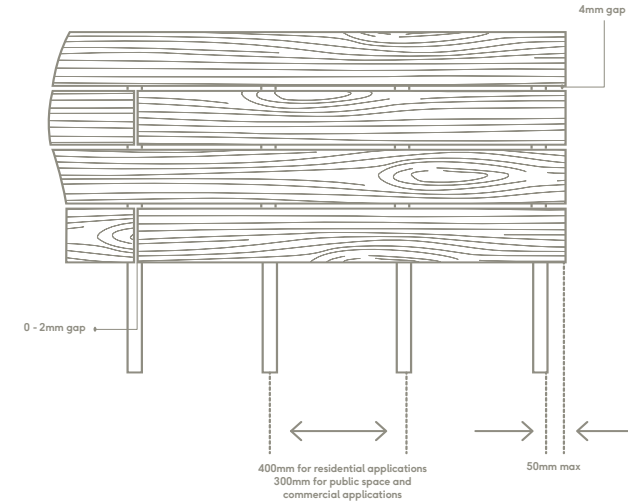
For the edging we recommend this is supported by a minimum of 25mm by a joist, this joist would need to run the whole way along it's length. The edging would then need to be fixed with Durafix fixings every 300mm along its length

### Residential applications (1.5kN/m² uniform distributed load):

Joists must support boards at 400mm centres if boards are at 90° to joists, if boards are at 45° then joists need to be set at 300mm centres.

### Commercial applications (4kN/m² uniform distributed load):

Joists must support boards at 300mm centres if boards are at 90° to joists, if boards are at 45° then joists need to be set at 240mm centres.



# Millboard Product Specification Guide

## Edging - Bullnose and Square



## Technical Data

Physical & Mechanical Properties	Test Standard	Unit	Value/Results
Line Load Bearing Test - Peak Load (180mm width, 300mm span centres)	BS EN ISO 14125	kN	9.32
Line Load Bearing Test - Peak Load (200mm width, 300mm span centres)	BS EN ISO 14125	kN	8.34
Line Load Bearing Test - Peak Load (180mm width, 400mm span centres)	BS EN ISO 14125	kN	6.56
Line Load Bearing Test - Peak Load (200mm width, 400mm span centres)	BS EN ISO 14125	kN	6.64
Line Load Bearing Test - Peak Deflection (180mm width, 300mm span centres)	BS EN ISO 14125	mm	10.75
Line Load Bearing Test - Peak Deflection (200mm width, 300mm span centres)	BS EN ISO 14125	mm	9.39
Line Load Bearing Test - Peak Deflection (180mm width, 400mm span centres)	BS EN ISO 14125	mm	14.39
Line Load Bearing Test - Peak Deflection (200mm width, 400mm span centres)	BS EN ISO 14125	mm	12.36
Line Load Bearing Test - Peak Stress (180mm width, 300mm span centres)	BS EN ISO 14125	Mpa	22.75
Line Load Bearing Test - Peak Stress (180mm width, 400mm span centres)	BS EN ISO 14125	Mpa	18.32
Line Load Bearing Test - Peak Stress (200mm width, 400mm span centres)	BS EN ISO 14125	Mpa	21.36
Line Load Bearing Test - Peak Stress (200mm width, 400mm span centres)	BS EN ISO 14125	Mpa	19.46
Point Load Bearing Test - Peak Load (180mm width, 300mm span centres)	BS EN ISO 14125	kN	7.14
Point Load Bearing Test - Peak Load (200mm width, 300mm span centres)	BS EN ISO 14125	kN	5.78
Point Load Bearing Test - Peak Load (180mm width, 400mm span centres)	BS EN ISO 14125	kN	5.52
Point Load Bearing Test - Peak Load (200mm width, 400mm span centres)	BS EN ISO 14125	kN	5.65
Point Load Bearing Test - Peak Deflection (180mm width, 300mm span centres)	BS EN ISO 14125	mm	5.65
Point Load Bearing Test - Peak Deflection (200mm width, 300mm span centres)	BS EN ISO 14125	mm	11.4
Point Load Bearing Test - Peak Deflection (180mm width, 400mm span centres)	BS EN ISO 14125	mm	19.33
Point Load Bearing Test - Peak Deflection (200mm width, 400mm span centres)	BS EN ISO 14125	mm	15.37
Bending Strength (Textured surface tested?)	BS EN 310 :1993	fmN/mm <sup>2</sup>	13.3
Bending Strength (Textured surface tested) after UV aging	BS EN 310 :1993	fm N/mm <sup>2</sup>	11.4
Modulus of Elasticity (Textured surface tested)	BS EN 310 :1993	Em N/mm <sup>2</sup>	896
Modulus of Elasticity (Textured surface tested)	BS EN 310 :1993	Em N/mm <sup>2</sup>	758
Resistance To Static Indentation	MOAT 27:1983	mm	0.1

Physical & Mechanical Properties	Test Standard	Unit	Value/Results
Soft Body Impact	MOAT 43 :1987	mm	0 (no visible damage)
Hard Body Impact	MOAT 43 :1987	mm	0 (no visible damage)
Impact Resistance After Aging	BS EN 13245-1 :2010	-	No cracking or damage to top coat
Fixing Pull Out	BS EN 1382 :1999	F <sub>max</sub> (N)	1610.8
Pull Through Resistance of Fixings	BS EN 1383 :1999	F <sub>max</sub> (N)	1124.9
Density	BBA	kg·m <sup>-3</sup>	529.75
Reaction To Fire	EN 13501-1 :2007 + A1 :2009	-	BFL – s1
Slip Resistance - WET (Weathered Oak)	BS 7976-2 :2002	PTV's	65
Slip Resistance - DRY (Weathered Oak)	BS 7976-2 :2002	PTV's	81
Slip Resistance - WET (Enhanced Grain)	BS 7976-2 :2002	PTV's	55
Slip Resistance - DRY (Enhanced Grain)	BS 7976-2 :2002	PTV's	77
Moisture Content	BS EN 322 :1993	(%)	0.6
Ease of Cleaning	BBA	Bleach, Detergent	Completely removed with no damage or staining
Resistance to Staining	BS EN 438-2 :2005	Acetone	No visible change
Resistance to Staining	BS EN 438-2 :2005	Coffee	Slight change of colour, only visible at certain angles
Resistance to Staining	BS EN 438-2 :2005	Sodium Hydroxide	No visible change
Resistance to Staining	BS EN 438-2 :2005	Hydrogen Peroxide	No visible change
Resistance to Staining	BS EN 438-2 :2005	Shoe Polish	No visible change
Determination of Swelling in Thickness	BS EN 317 :1993	(Gt)	0.1%
Taber Abrasion	ISO 7784-2	mg	261
Tensile Strength Perpendicular to the Plane	BS EN 319 :1993	N/mm <sup>2</sup>	1.53
Tensile Strength Perpendicular to the Plane (After Boiling defined in BS EN 1087-1)	BS EN 319 :1993	N/mm <sup>2</sup>	1.31
Dimensional Stability	BS EN 318:2002	□165,85 mm/m	0.47
Dimensional Stability	BS EN 318:2002	□165,30 mm/m	-0.30
Colour Measurement	BS 3900 Parts D8-D10 (ISO 7724 Parts 1-3)	D65	Less Red/Yellower
Acoustic Testing	AS 1191.2002, AS/NZS ISO 717.1:2004, AS ISO 354 - 2006	Rw	51

## Millboard Product Specification Guide Edging - Bullnose and Square

